

VernaChair

ORIGINAL

Commode and sani chair

The Vernachair Original is designed to be versatile – enhancing comfort and enabling easy patient use. The chair disassembles for easy cleaning to help improve infection prevention.

VernaChair Original Specifications

Full Height	40"
Width	24"
Depth (front to back)	34"
Width between Arms	18"
Cushion size	17" x 19"
Maximum patient weight	159kgs / 25 st

VernaChair Original Codes

Vernachair for use with disposable bedpan	537ZA001
Vernachair and square plastic bowl	542ZA001
Vernachair for use with reusable bedpan (not supplied with chair)	544ZA001
Accessory basket	565ZA001

Designed for easy cleaning and to improve infection prevention.

Easy-clean design

- Removable cushions, arms, set, backrest & foot rest enable effective cleaning
- Foot rest can be removed or moved back behind the chair if not required
- Replacement parts available

Safety, stability and convenience.

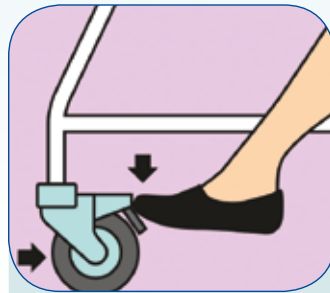
- Robust and lightweight construction for ease of use around hospital wards
- Locking on all castors



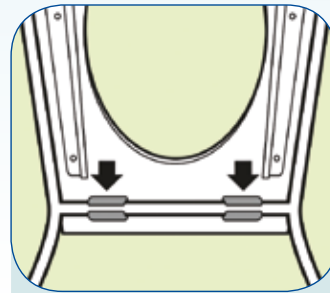
Care and Maintenance



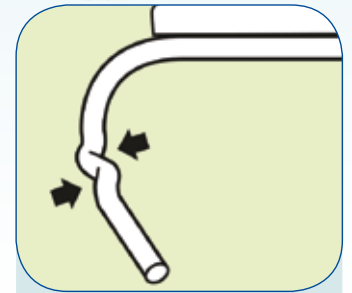
Ensure the chair is not pushed against walls, door frames, cupboards or beds as this will cause damage to the frame.



Before removing the plastic seat, secure all four castors to help prevent the chair moving away from you.



Be careful when fastening the seat clips to the front frame, as the frame will scratch if the bar is forced between the clips and the metal runners on the underside of the seat.



If any part of the chair is damaged during use replacement parts are available.

Cleaning



Remove the seat cushion, wipe it over, dry and place on a clean work surface.



Unclip commode seat from the chair frame, place in sluiceroom sink and clean thoroughly to remove faecal contamination.



Make certain that all parts of the chair are thoroughly dried after cleaning.



Re-assemble the commode after cleaning and use Vernaclean indicator to show the chair is clean.